

Performance and risk statistics¹

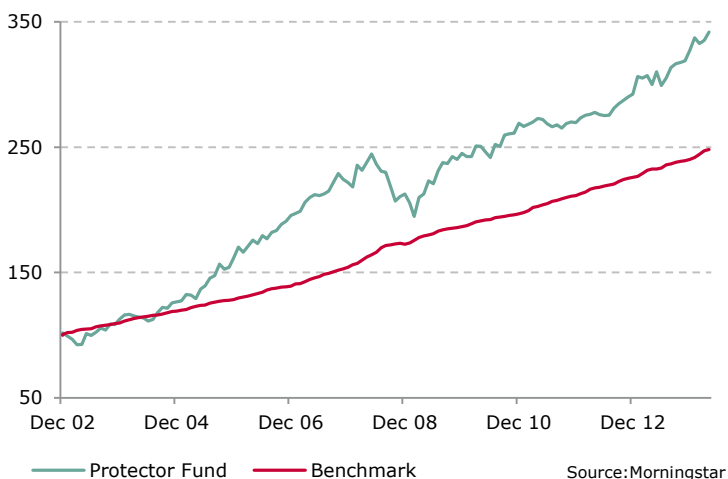
	Fund	CPI+5%	Outperformance
1 year	14.0%	10.9%	3.1%
3 years	7.8%	10.9%	-3.1%
5 years	10.0%	10.4%	-0.4%
Since inception	11.4%	10.9%	0.5%


	Fund	Benchmark
Annualised deviation	9.0%	17.9%
Risk adjusted return*	1.3	0.6
Maximum gain [#]	21.3%	35.7%
Maximum drawdown [#]	-20.4%	-44.8%
% Positive months	64.2%	60.6%

*Return since inception/standard deviation since inception

[#]Maximum % increase/decline over any period

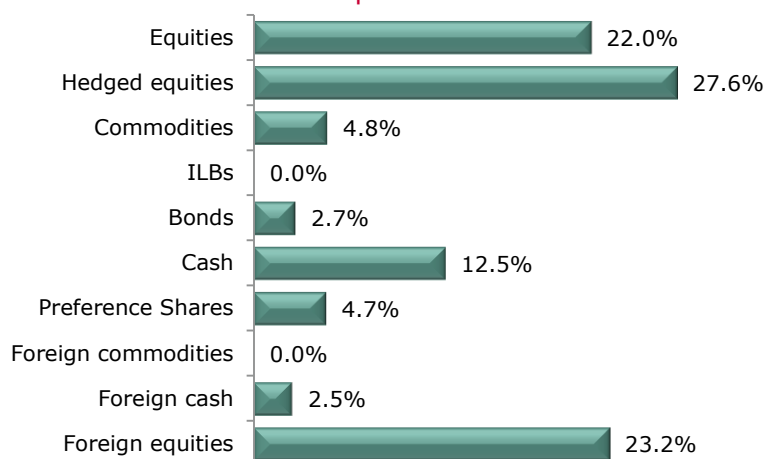
Cumulative performance since inception



Portfolio manager	Jihad Jhaveri
Fund category	South African - Multi Asset - Medium Equity
Fund objective	To provide steady capital growth and returns that are better than equity market returns on a risk adjusted basis over the medium to longer term.
Risk profile	 Low - Medium
Suitable for	Investors looking for exposure to the long-term inflation-beating characteristics of domestic equities, with reduced downside exposure and volatility and a strong focus on capital preservation.
Benchmark	Risk-adjusted returns of an appropriate SA large cap index
Launch date	11 December 2002
Fund size	R66.3 million
NAV	2496.07 cents
Distribution dates	30 June, 31 December
Last distribution	31 December 2013: 0.0 cpu
Minimum investment	Lump sum: R5 000; Debit order: R500
Fees (excl. VAT)	Initial fee: 0.00% Financial adviser fee: max 3.00% Ongoing advice fee: max 1.00% pa Annual management fee: 1.25%
TER²	2.30%

Unconventional thinking.

Effective asset allocation exposure*



* Please note that effective asset allocation exposure is net of derivative positions.

Top ten equity holdings

Equity Holding	% of fund
Growthpoint Australia	4.1
Sasol	3.8
Standard Bank	3.0
Lonmin	2.9
FirstRand/RMB	2.6
Anglo American	2.6
Tongaat Hulett	2.4
Anglo Platinum	2.4
Mondi	2.3
Intu Properties	2.1
Total	28.2

The Kagiso unit trust fund range is offered by Kagiso Collective Investments Limited (Kagiso), registration number 2010/009289/06, a voting member of the Association for Savings and Investment SA (ASISA). Kagiso is a subsidiary of Kagiso Asset Management (Pty) Limited [a licensed financial services provider (FSP No. 784)], the investment manager of the unit trust funds. Unit trusts are generally medium to long-term investments. The value of units will fluctuate and past performance should not be used as a guide for future performance. Unit trusts are traded at ruling prices and can engage in scrip lending and borrowing. Exchange rate movements, where applicable, may affect the value of underlying investments. Different classes of units may apply and are subject to different fees and charges. A schedule of the maximum fees, charges and commissions is available upon request. Commission and incentives may be paid, and if so, would be included in the overall costs. All funds are valued and priced at 15:00 each business day and at 17:00 on the last business day of the month. Forward pricing is used. The deadline for receiving instructions is 14:00 each business day in order to ensure same day value.

¹ Performance is quoted from Morningstar as at month-end for a lump sum investment using Class A Net Asset Value (NAV) prices with income distributions reinvested. NAV refers to the value of the fund's assets less the value of its liabilities, divided by the number of units in issue. Performance figures are quoted after the deduction of all costs incurred within the fund. All performances are annualised.

² The Total Expense Ratio (TER) is calculated as a percentage of the average NAV of the portfolio incurred as charges, levies and fees in the management of the portfolio for a rolling 12-month period to end March 2014. A higher TER ratio does not necessarily imply a poor return nor does a low TER imply a good return. The current disclosed TER cannot be regarded as an indication of future TERs.